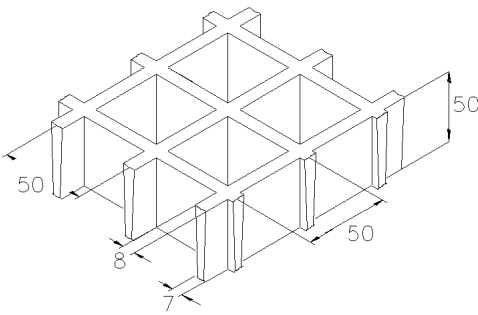


SCH 50/50_VIN_HDL

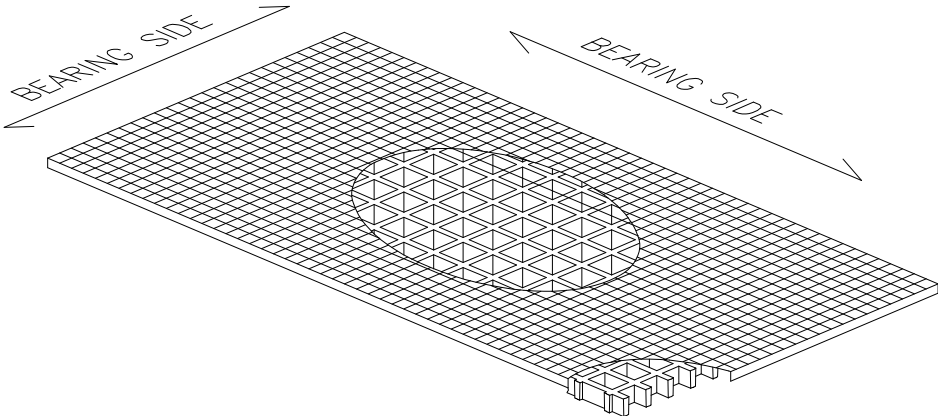
20.07.2015 - Rev. 5

MOLDED GRATINGS

| | | |
|------------------------------|---------------------|--|
| Mesh | mm 50 x 50 |  |
| Clear span | mm 42 x 42 | |
| Height | mm 50 | |
| Bearing bar thickness | mm 8 upper part | |
| | mm 7 bottom part | |
| Color | Natural translucent | |

| | |
|----------------------|--------------------------------------|
| Raw materials | Vinylester Resin |
| | Roving glass fiber type "ECR" |
| | Without inorganic fillers |

| | | |
|-------------------|------------------------------|------------------------|
| Resin type | Modulus of elasticity | Ultimate stress |
| VIN | 12250 MPa | 310 MPa |

| | |
|-----------------------------------|--|
| Standard panels |  |
| mm 1100 x 2000 | |
| | |
| | |
| Weight kg/m² 21 | |
| tolerance | ± mm 5 panel dimensions |
| | ± mm 2 height |

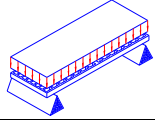
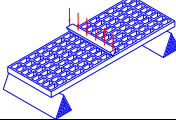
| | | | |
|----------------|---|---------------|--|
| Surface | S | Smooth | Antiskid level R10 V10 norm DIN 51130 |
| | A | Quartz | Antiskid level R13 V10 norm DIN 51130 |

| | |
|--------------------------|---|
| Ageing resistance | Ageing test made with UV lamp according to ASTM G154-06 and passed with 5 points on the gray range and without evident defects (test made with 1500 hours of exposure to 4 hours alternate cycles at a UV temperature of 60°C and 4 hours at a condensed temperature of 50°C irradiated by UVB 313 nm lamp, radiance 0,71 W/m²) |
| | After the exposure to heat, cold and humidity cycles according to UNI EN ISO 9142/04 norm (n° 21 cycles type D3) there is no evidence of defects |

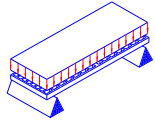
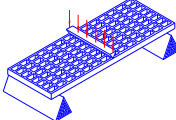
LOADS

MAXIMUM SUGGESTED LOADS

| | |
|--|--|
| Type of support | On the line of the two ends of the panel |
| Limits determined by | Deflection (load sagging) |
| the maximum deflection admitted , is 1/200 of the distance between the supports | |
| According to the standard DIN 24537-3 deviation due to the load may be no more than 1/200 of the land width and the difference in height between neighbouring joints between loaded and unloaded floor coverings may be no more than 4 mm. | |

| DISTIBUTED LOAD |  | | CONCENTRATED LOAD |  | | |
|--------------------------------|---|-------------------------------------|-------------------|---|---------------------------|-------------------------------------|
| | Distance between supports | Load with deflection equal to 1/200 | | Load with deflection equal to 1/100 | Distance between supports | Load with deflection equal to 1/200 |
| | [cm] | [kg/m ²] | | [cm] | [kg/m] | |
| | 70 | 2200 | 4450 | 70 | 950 | 1950 |
| | 90 | 1050 | 2100 | 90 | 550 | 1150 |
| | 110 | 550 | 1150 | 110 | 350 | 750 |
| | 130 | 350 | 700 | 130 | 250 | 550 |
| All lighter loads are admitted | | | | | | |

| | |
|--|--|
| Limits determined by | Admitted stresses (stress determined by the load) |
| the maximum admitted stress is 1/5 of the ultimate stress (safety factor is equal to 0.20 – the ultimate stress is 5 times the specified load) | |

| DISTIBUTED LOAD |  | | CONCENTRATED LOAD |  | |
|--------------------------------|---|-----------------------|-------------------|---|-----------------------|
| | Distance between supports | Maximum admitted load | | Distance between supports | Maximum admitted load |
| | [cm] | [kg/m ²] | [cm] | [kg/m] | |
| | 70 | 6450 | 70 | 2250 | |
| | 90 | 3900 | 90 | 1750 | |
| | 110 | 2600 | 110 | 1400 | |
| | 130 | 1850 | 130 | 1200 | |
| All lighter loads are admitted | | | | | |

- The above characteristics are meant as reference values for standard material in ambient working temperature. Even if they are not to be considered as guaranteed characteristics they are based on our experience and are supplied in good faith.
- According to the standard DIN 24537-3 the conversion safety factor should be 0.75 for internal environmental exposure conditions, 0.65 for external exposure conditions, and 0.50 for aggressive exposure conditions.
- No matter which are the exposure conditions, chemical resistance must be always verified by contacting M.M.technical department.
- In case of heavy duty load compressive strength must be verified.